




Enrollment Updates

December 3, 2024





Core Values/Commitments

Goals

SHARE



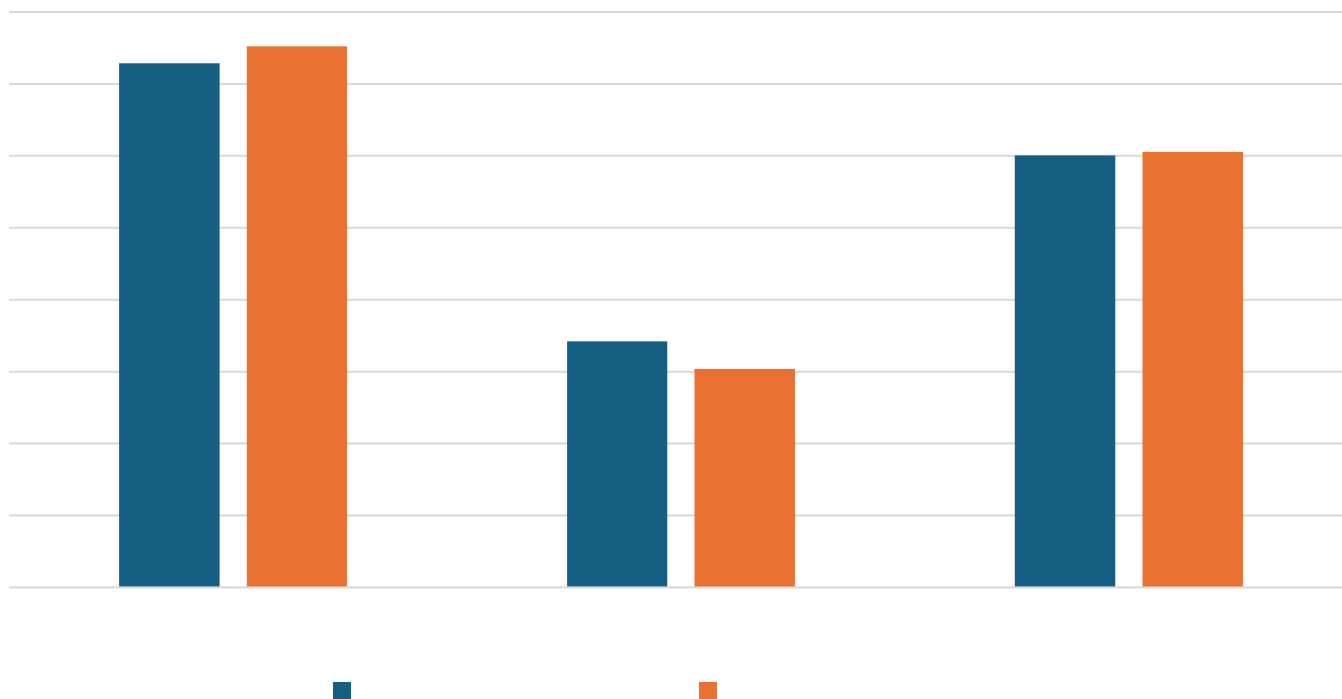
Month 1 Enrollment Trends

Networks	2015-2016	2016-2017	2017-2018	2018-2019	2019-2020	2020-2021	2021-2022	2022-2023	2023-2024	2024-2025	
73	13,144	12,581	11,551	10,544	9,156	8,574	8,002	7,453	7,524	Elementary (Less Pre-K)	13,571
9	5,731	5,250	4,976	4,786	4,528	3,923	3,748	3,442	3,040	Middle	6,011
2	7,413	7,102	6,835	6,569	6,285	6,109	6,133	6,014	6,054	High	7,751
									Total Enrollment End of		
<p>2024</p> <p>2023</p> <p>2022</p> <p>2021</p> <p>2020</p> <p>2019</p> <p>2018</p> <p>2017</p> <p>2016</p> <p>2015</p>											
	-206	-90	-111	-181	-178	-66	311	46	367	COY and COY Comparison	



Enrollment by Networks

Networks	Projected Enrollment	Net Membership





Special Populations

	Month 1 - Totals
	107

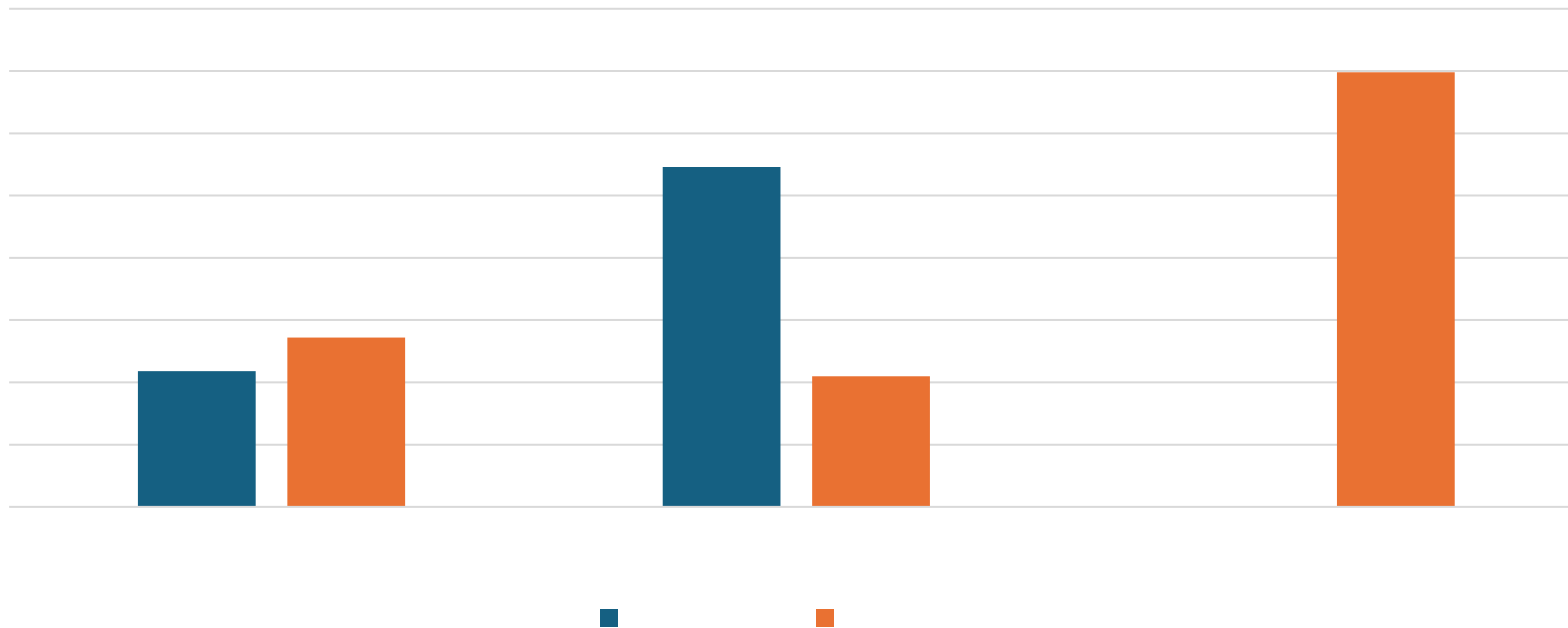
Out of District Transfers

Month 1 - Totals

	Month 1 - Totals

Charter Schools

	Transferred	Enrolled
Elementary	109	136
Middle	173	105
High	0	349



Enrollment Takeaways